



Finger Lakes Vineyard Update

Links To

In the Vineyard

Hans Walter-Peterson

The cool weather over the holiday weekend slowed growth to some extent, but temperatures over the next few days will be climbing near 90°F, and when combined with plenty of water in the soil, I expect we'll be seeing shoot growth accelerate rapidly. Many early varieties like Concord, Niagara and Baco are at 10-12" of growth now (or even longer), while later ones like Vidal, Diamond, and (some) Riesling are generally a bit behind that. But given the weather over the next few days, I expect they'll be significantly longer by this time next week.

During visits in a few vineyards in the South Bristol area around Canandaigua Lake yesterday, we saw a few clusters on wild grapevines that had started to go through bloom. We have also heard about clusters on 3309 rootstock vines going through bloom right now as well. The general rule of thumb that we used in western New York was that wild grapes and locust trees would bloom about 7-10 days before Concord.

Shoot Thinning

As shoots get longer (past the 12" or so), shoot thinning can be a little harder to do because things start to get a little more crowded and it's harder to see where exactly shoots are originating on the trunks, cordons or canes. At the same time, however, it's a little easier to see just where shoots density will be higher than you might want and where to focus your efforts.

As I mentioned in the article on shoot thinning in this month's *Vineyard Notes* newsletter, the research at this point shows that shoot thinning is probably a more beneficial practice from a vineyard management standpoint (e.g., opening up the canopy for better light and air penetration) than having a significant impact on final fruit composition and wine quality, unless the vines are overcropped. Of course, reducing disease pressure can make a difference in fruit and wine quality...

Just a couple of reminders about shoot thinning:

- Best done at 6-12" of shoot growth, but still doable before bloom. Once the base of the shoot starts to lignify, however, removing the shoots becomes more difficult and can lead to injury on the vine.
- Thin to about 4-6 shoots per foot of canopy. Hybrid and native varieties can have higher numbers, and may not need to be shoot-thinned at all.
- Most of the focus should be in the head of the vine, where lots of shoots can emerge from a small amount of horizontal space.

As I mentioned above, you can read more information about shoot thinning in this month's *Vineyard Notes* newsletter, which you can access through our website, <http://flgp.cce.cornell.edu>, clicking on the 'Log In' link in the upper right and entering the webpage password, which is **flgp2013**, then click on 'view latest Vineyard Notes newsletter'.

Tailgate	2
IPM	2
Upcoming	4
GDD	5

Upcoming Events: more details in Upcoming Events

- Vineyard Tailgate Meeting June 11, 2013
- ASEV– Eastern Section Annual Conference & Symposium July 15–18, 2013

Tailgate Meeting

Mike Colizzi

Last night's tailgate meeting was in South Bristol at Jim Hicks' farm. We talked about the typical early summer vineyard topics such as; frost, rain, insects, weeds, wild grape phenology, and fertilization. We also talked about and demonstrated petiole sampling.

We saw what was hopefully the last frost scare of the season this past Monday morning. Low temperatures were predicted to be between 31 and 35 degrees. However the lowest temperature recorded with a vineyard weather station was 37.8 degrees. We have heard no reports of frost damage from Monday morning.

I spent much of yesterday visiting vineyards around Canandaigua Lake, and everything looked great. I did find some tumid gallmaker damage, but it was very sparse and not anything to be concerned about. More information on grape tumid gallmaker can be found by [clicking here](#). Steely beetles have not been a problem this year, and after last year's complications this is very welcomed. Most wild grapes are not in bloom yet, however I did find some that were. With the warm temperatures predicted for the next couple days I suspect to see wild grapes in bloom by the weekend. Wild grape bloom is used to start calculating the Phenology based degree-day model for grape berry moth. This model can be found on the [NEWA website](#).

Lastly we discussed petiole sampling and fertilization. As bloom gets closer it is time to think about taking petiole samples. Bloom petiole samples are a great way to assess the vines nutrient status for problems that can be fixed this year. These are typically micronutrients that are amended with foliar applications. Petiole sampling information and guidelines can be found [here](#).

We would like to thank Jim Hicks for hosting last night meeting and look forward to seeing all of you on June 11th at Hosmer Vineyards.

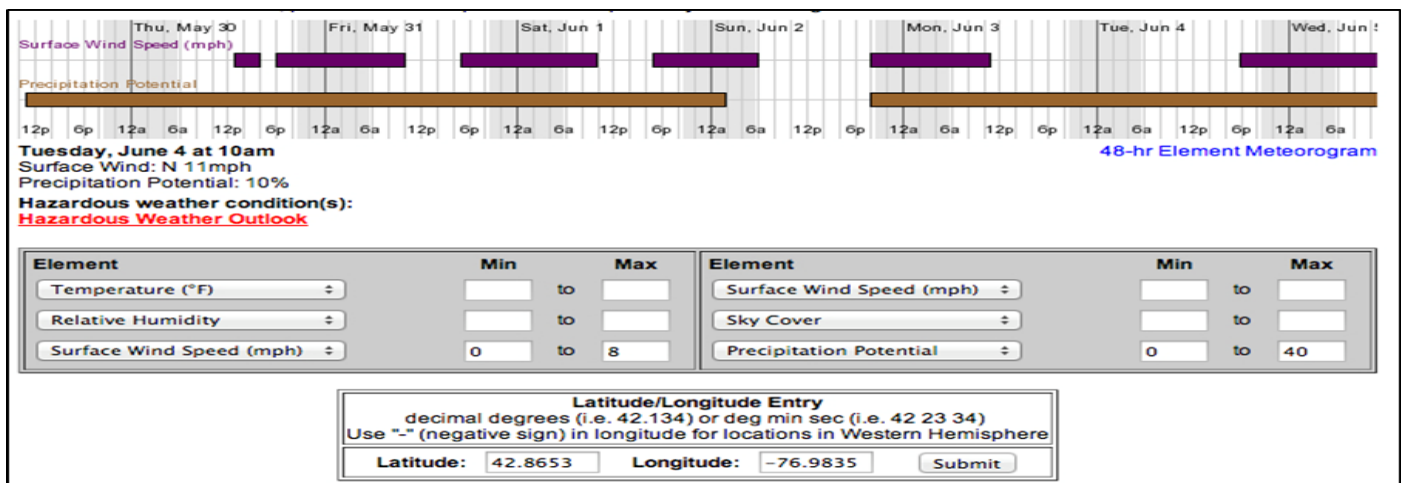
IPM

Hans Walter-Peterson

Diseases

The 10-12" growth stage, which we are at or rapidly approaching, is one of the critical ones for disease management in vineyards every year, regardless of variety. Cluster stems and shoots are still vulnerable to phomopsis infections, initial infections of powdery and downy mildew can get established under the right conditions, and black rot can even start rearing its ugly head if there was significant pressure last year.

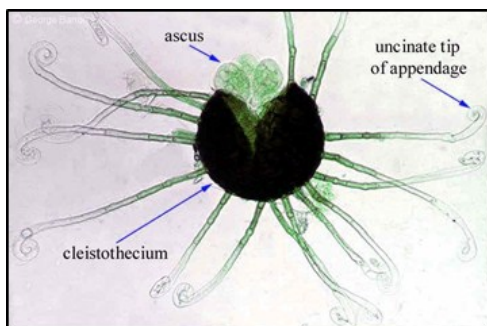
Don't forget to look at the National Weather Service Activity Planner (<http://forecast.weather.gov/wxplanner.php?site=bgm>) which can provide growers with information to make more informed decisions about potential windows for pesticide applications. The Activity Planner lets you input your location (select Geneva NY or use your own latitude and longitude coordinates) and the conditions you want - for spraying you might want to know when there will be a 0-40% chance of rain and winds no more than 8 mph - and gives you a forecast of when those conditions are predicted to exist (see below).



IPM (cont.)

Hans Walter-Peterson

Phomopsis pressure has been relatively light this spring thanks to fairly dry conditions, but we have seen several rain events over the past week or so. I have seen very little evidence of early phomopsis infections recently, but the recent rains have created conditions more conducive to infection, based on [the Grape Disease models on NEWA](#) (see photo). Many growers are still using EBDC materials like Ziram, mancozeb, penncozeb and others for early sprays to control phomopsis. As mentioned in the 2013 Grape IPM Guidelines, strobilurins are effective against phomopsis, but are not recommended at this point in the season due to resistance management concerns and economics. These materials should be saved for use at prebloom and later when they can provide greater benefit for the cost of the material.



Early infections of powdery mildew can get going at this point as well, especially if there were significant infections last year. Fortunately, most vineyards didn't seem to have many problems with PM in 2012, so that bodes well for keeping things to a dull roar at least in the early part of the season. Sprays to control PM at this point should mostly be focused on *vinifera* varieties and susceptible hybrids, while growers with native and hybrid varieties that are less susceptible (e.g., Concord, Cayuga White, Corot Noir, Noiret) can often wait to apply something until the pre-bloom spray. Even so, many growers will add sulfur or one of the potassium salts labeled for PM control like Nutrol, Armicarb or Kaligreen to a tank if they are applying other materials to those varieties.

Similar to powdery mildew, we saw very little black rot pressure last year, which is potentially good news for this year as well. Materials like EBDCs that are applied at this time of year for phomopsis are also good at preventing new infections of black rot as well. Materials that include sterol inhibitors (e.g., Rally, Revus Top/Inspire Super, Mettle, Orius/Tebuzole) also have post-infection activity against black rot, which should be considered if symptoms become visible in vineyards later on. One of the most effective treatments for black rot would be to combine one of the SI materials with an EBDC to maximize both pre- and post-infection protection.

Insects

At this point in the season, the primary insect pest that would be active is [banded grape bug](#). The nymphs feed on early grape clusters and shoot tips starting in late May through the pre-bloom stage. This pest is considered a minor nuisance in most years, and generally doesn't cause enough damage to justify spraying. The economic threshold to consider when scouting is 1 nymph per 10 shoots examined.

Tim Weigle, our grape IPM specialist, has a short video on YouTube about [how to scout for banded grape bug](#) that you can watch for tips on how to look for this pest.



Upcoming Events

Vineyard Tailgate Meetings

Tuesday, June 11, 2013 5:00 – 6:30 PM

Hosmer Winery

6999 Route 89, Ovid NY 14521 ([click here for map](#))

These are a series of informal meetings held with growers in different locations around the Finger Lakes during the growing season. Meetings are held every other Tuesday afternoon, starting at 5:00 PM and usually ending around 6:30 PM. During the day of each meeting, Mike and I visit a few growers and vineyards near the meeting location to get a sense of what has been happening in the area, and give us some ideas about some potential topics for the meeting later that day. There will also be ample time to discuss any questions or issues that others want to bring up as well. There is no need to register ahead of time – just show up when you can, and leave when you have to.

There will be 0.75 pesticide recertification credits available for each meeting. As with other events where credits are available, you need to be present at the beginning of the meeting to sign the meeting roster – make sure to have your card with you - and stay until the end to receive your certificate.

Here is the schedule for the rest of our Tailgate meetings this season:

Date	Address
June 25	Dr. Konstantin Frank's Wine Cellars, 9749 Middle Road, Hammondsport NY 14840
July 9	Hermann J. Wiemer Winery, 3962 State Route 14, Dundee NY 14837
July 23	Vine Country Farms (Roy & Gordon Taft), 8531 County Rd 79, Prattsburgh NY 14873
August 6	Atwater Vineyards, 5055 Route 414, Hector NY 14841
August 20	Goose Watch Winery, 5480 Route 89, Romulus NY 14541

ASEV-Eastern Section Annual Conference and Symposium

July 15-18, 2013

Winston-Salem Marriott and Embassy Suites

Winston-Salem, North Carolina

Join us for the 38th Annual American Society of Enology and Viticulture Eastern Section Conference and Symposium July 15-18, 2013 in Winston-Salem, North Carolina.

On Monday, July 15th, there is a **preconference tour** of North Carolina wineries and vineyards. The **conference** will begin with technical/research presentations on Tuesday and Wednesday, July 16th -17th and include Tuesday's Oenolympics Grazing Dinner with Wines of the East and Wednesday's Sparkling Wine Reception and Grand Award Banquet.

The conference will be followed by the **Symposium on Advances in Red Wine Production: Berry to Bottle** on Thursday, July 18th. The Symposium, designed for vineyard managers and winemakers, will feature experts in red wine production.

Additional information about registration, lodging and conference events can be found at <http://www.asev-es.org>.

We look forward to seeing you in North Carolina!

2013 GDD Accumulation

We are tracking growing degree day (GDD) and precipitation accumulation again this year, but we will be reporting data from [our weather station located at the teaching & demonstration vineyard in Dresden](#), at Anthony Road Wine Company, instead of using the station at Geneva. We will continue to monitor GDD accumulation at Geneva in order to see how our new location compares with it, and to provide context of where we are with regard to heat accumulation compared to our long-term average.

FL Teaching & Demonstration Vineyard – Dresden, NY					
Date	Hi Temp (F)	Lo Temp (F)	Rain (inches)	Daily GDDs	Total GDDs
5/23/13	74.0	55.2	0.45	14.6	358.9
5/24/13	51.8	40.5	0.14	0.0	358.9
5/25/13	56.7	42.1	0.00	0.0	358.9
5/26/13	61.5	45.1	0.00	3.3	362.2
5/27/13	69.7	42.6	0.00	6.2	368.3
5/28/13	61.6	49.7	0.48	5.7	374.0
May 2013 Total	-	-	3.19"	304.6	-
Season Total	-	-	5.37"	374.0	-

Average GDD on May 28: 273.7


Average Rain on May 28: 5.70"

Additional Information

Got some grapes to sell? Looking to buy some equipment or bulk wine? List your ad on the [NY Grape & Wine Classifieds website](#) today!

Become a fan of the [Finger Lakes Grape Program on Facebook](#), or follow us on [Twitter \(@cceflgp\)](#). Also check out our website, "The Grape Lakes – Viticulture in the Finger Lakes" at <http://flg.cce.cornell.edu>.

Cornell University Cooperative Extension provides equal program and employment opportunities. CCE does not endorse or recommend any specific product or service. This program is solely intended to educate consumers about their choices. Contact CCE if you have any special needs such as visual, hearing or mobility impairments.



FINGER LAKES VINEYARD UPDATE
Is published by
Cornell Cooperative Extension
Finger Lakes Grape Program
Ontario, Schuyler, Seneca, Steuben and Yates Counties