



The Lake Erie Regional Grape Program



Crop Update for April 24, 2014



Upcoming Event Dates to put on your calendar:

Please note the deadline for each event.



April 17, 2014- Training Your Customers: Effective Tasting Room Techniques

CLEREL-RESCHEDULED to MAY 20, 2014~

Deadline for pre-registration- Wednesday, May 13, 2014

May 7, 2014- COFFEE POT MEETINGS** begin- a schedule for these is included in this Crop Update and they are listed by date on the web-site.

June 10, 2014- TAP reimbursement information meeting with Mary Lynn Laver
CLEREL from 4:00pm-5:00pm

June 21, 2014- Hops Production in the Lake Erie Region

Full day conference focusing on the process of commercial Hops production. The morning program will consist of oral presentations presented at the Brocton Central School and then after lunch the group will move outside to the hopyard at CLEREL.

Deadline for pre-registration: Friday June 13, 2014

Information and registration forms for all of the listed events are available in this update.

Registration is also available on-line for most programs at our web-site: lergp.cce.cornell.edu



The password for the LERGP web-site changed this week. An e-mail will be sent to everyone who has renewed their membership for the 2014 year with the new password. If you believe your name has been omitted in error, please give me a call at the office 716-792-2800 ext 201 or stop in and we can review.

Thank you!
Katie

TAP Is Back

Kevin Martin, Penn State, LERGP

As you may have heard the Tree Assistance Program (TAP) was renewed, retroactively, in the 2014 Farm Bill. As a result of very low winter temperatures it is very likely that some growers will qualify. To qualify, growers need to demonstrate 16% vine mortality. Growers need to replant these vines after an application is approved. Financial assistance is limited to \$125,000 per person and/or legal entity owned by that individual.

It is possible to file a claim with your local USDA office at this time. It probably makes more sense to wait, as documentation of vine death will be easier as the growing season gets underway. However, if the significant frost/freeze damage on the 2012 crop resulted in vine mortality, consider making a claim immediately. Low vine mortality will limit the reimbursement for vines but the costs for retraining an entire block would qualify for TAP reimbursement (if the mortality threshold is met).

TAP reimburses growers for 65% of actual replanting costs, above the 16% mortality. TAP also provides for 50% of actual rehabilitation costs, in excess of 16%. Growers with as few as 25 acres of closely spaced Vinifera may reach the maximum threshold limitation of \$125,000.

While some sites have acceptable bud losses in Niagara vines, vine collapse remains a risk with this variety and similar natives. In the event of significant Niagara losses, the economic impact of this disaster, especially the number of growers impacted, has the ability to expand significantly. A grower replanting native varieties will not likely hit the \$125,000 threshold. Lower replanting costs and vine mortality percentages should reduce qualifying losses below that amount.

Prior incarnations of the TAP program were flexible, in terms of how replanting was regulated. To answer these and any other questions you might have we've invited Mary Lynn Laver to provide further details on June 10th. The meeting will be held at CLEREL.

There will be more to come on TAP as we progress through the growing season and can better assess the weather related financial damage.



2014 Farm Bill

FACT SHEET

April 2014

Tree Assistance Program (TAP)

OVERVIEW

The Agricultural Act of 2014 (the 2014 Farm Bill) authorized the Tree Assistance Program (TAP) to provide financial assistance to qualifying orchardists and nursery tree growers to replant or rehabilitate eligible trees, bushes and vines damaged by natural disasters.

The 2014 Farm Bill makes TAP a permanent disaster program and provides retroactive authority to cover eligible losses back to Oct. 1, 2011.

TAP is administered by the Farm Service Agency (FSA) of the U.S. Department of Agriculture (USDA).

ELIGIBLE TREE TYPES

Eligible trees, bushes and vines are those from which an annual crop is produced for commercial purposes. Nursery trees include ornamental, fruit, nut and Christmas trees produced for commercial sale. Trees used for pulp or timber are ineligible.

ELIGIBLE LOSSES

To be considered an eligible loss:

- Eligible trees, bushes or vines must have been lost or damaged as a result of natural disaster;
- The individual stand must have sustained a mortality loss or damage loss in excess of 15 percent after adjustment for normal mortality or damage to be determined based on:
 - Each eligible disaster event, except for losses due to plant disease;
 - For plant disease, the time period as determined by the FSA for which the stand is infected.
- The loss could not have been prevented through reasonable and available measures;
- The damage or loss must be visible and obvious to the FSA representative; if the damage is no longer visible, FSA may accept other loss evidence that the agency determines is reasonable;

- FSA may require information from a qualified expert to determine extent of loss in the case of plant disease or insect infestation.

ELIGIBLE PRODUCERS

To qualify for TAP, orchardists and nursery tree growers must:

- Have suffered qualifying tree, bush or vine losses in excess of 15 percent mortality (adjusted for normal mortality) from an eligible natural disaster for the individual stand;
- Have owned the eligible trees, bushes and vines when the natural disaster occurred, but eligible growers are not required to own the land on which eligible trees, bushes and vines are planted;
- Replace eligible trees, bushes and vines within 12 months from the date the application is approved.

ACREAGE LIMITATIONS

The cumulative total quantity of acres planted to trees, bushes or vines for which a producer can receive TAP payments cannot exceed 500 acres annually.

PAYMENT LIMITATION AND ADJUSTED GROSS INCOME (AGI)

For 2012 and subsequent program years, no person or legal entity, excluding a joint venture or general partnership, may receive, directly or indirectly, more than \$125,000 total in payments under TAP.

For 2011, no person or legal entity, excluding a joint venture or general partnership, may receive, directly or indirectly, more than \$125,000 total in the 2011 program year in payments under TAP, when at least \$25,000 of such total 2011 program payments is from TAP, for losses from Oct. 1, 2011, through Dec. 31, 2011.

FACT SHEET

Tree Assistance Program (TAP)

April 2014

In applying the limitation on average adjusted gross income, an individual or entity is ineligible for payment under TAP if the average AGI of the individual or entity exceeds \$900,000.

Direct attribution provisions apply to TAP for 2011 and subsequent years. Under direct attribution, any payment to a legal entity will be considered (for payment limitation purposes) to be a payment to persons or legal entities with an interest in the legal entity or in a sub-entity.

PAYMENT CALCULATOR

For tree, bush or vine replacement, replanting and/or rehabilitation, the payment calculation is the lesser of the following:

- 65 percent of the actual cost of replanting, in excess of 15 percent mortality (adjusted for normal mortality), and/or 50 percent of the actual cost of rehabilitation, in excess of 15 percent damage or mortality (adjusted for normal tree damage and mortality), or
- The maximum eligible amount established for the practice by FSA.

SIGN-UP

Orchardists and nursery tree growers may apply to receive TAP benefits with the FSA office that maintains the farm records for their agricultural operation beginning April 15, 2014, for losses suffered on or after Oct. 1, 2011, through the end of the 2014 calendar year.

The following table provides the final dates to submit a TAP application and supporting documentation:

MORE INFORMATION

To find more information about FSA programs, contact your local FSA office or USDA Service Center, or visit FSA online at www.fsa.usda.gov.

Date of Loss	Final Date to Submit an Application and Supporting Documentation
On or after Oct. 1, 2011, through the end of the 2014 calendar year	Later of Jan. 30, 2015, or: <ul style="list-style-type: none">• 90 calendar days after the disaster event, or• The date the loss is apparent.
Calendar year 2015 and subsequent years	Later of 90 calendar days of: <ul style="list-style-type: none">• The disaster event, or• The date when the loss is apparent.

The U.S. Department of Agriculture (USDA) prohibits discrimination against its customers, employees, and applicants for employment on the bases of race, color, national origin, age, disability, sex, gender identity, religion, reprisal, and where applicable, political beliefs, marital status, familial or parental status, sexual orientation, or all or part of an individual's income is derived from any public assistance program, or protected genetic information in employment or in any program or activity conducted or funded by the Department. (Not all prohibited bases will apply to all programs and/or employment activities.) Persons with disabilities, who wish to file a program complaint, write to the address below or if you require alternative means of communication for program information (e.g., Braille, large print, audiotape, etc.) please contact USDA's TARGET Center at

(202) 720-2600 (voice and TDD). Individuals who are deaf, hard of hearing, or have speech disabilities and wish to file either an EEO or program complaint, please contact USDA through the Federal Relay Service at (800) 877-8339 or (800) 845-6136 (in Spanish).

If you wish to file a Civil Rights program complaint of discrimination, complete the USDA Program Discrimination Complaint Form, found online at http://www.ascr.usda.gov/complaint_filing_cust.html, or at any USDA office, or call (866) 632-9992 to request the form. You may also write a letter containing all of the information requested in the form. Send your completed complaint form or letter by mail to U.S. Department of Agriculture, Director, Office of Adjudication, 1400 Independence Avenue, S.W., Washington, D.C. 20250-9410, by fax (202) 690-7442 or email at program.intake@usda.gov.

USDA is an equal opportunity provider and employer.

Cultural Practices



Luke is out of town this week, but will be back in the office next Wednesday.

It Got How Cold?

Tim Weigle-NYSIPM, LERGP

The recent cool temperatures forecasted for April 16 brought about many questions from growers about what effect it could have on the Concord buds which were coming out of dormancy. Luke Haggerty, LERGP viticulturalist, did not feel that the forecasted temperatures of 19 F would have a significant impact on bud health.

I wanted to take this opportunity to provide a reminder that we have weather instruments set up across the Lake Erie grape belt that provide weather information that can answer the question of "It got how cold?", as well as, provide disease and insect models and growing degree day information. You can access this information 24 hours a day, 365 days a year, free of charge by going to: <http://newa.cornell.edu/>

As you can see by the table below, I have captured the low temperature information for April 16, 2014 from NEWA for the weather instruments located in the Lake Erie Region. And with the exception of the North East Escarpment and Versailles we did not get lower than the forecasted low of 19 F.

Station	Low temperature for April 16, 2014
North East Escarpment	15.8
Harborcreek	19.0
North East Lab	23.0
Ripley	20.7
Portland Escarpment	19.3
Portland	20.4
Portland Route 5	22.9
Dunkirk	19.9
Versailles	18.4
Sheridan	19.5
Silver Creek	19.4
Ransomville	21.9
Appleton North	23.0
Appleton South	22.3

Make a habit of checking into NEWA on a daily basis to mine the wealth of information that is available.



2014 LERGP Coffee Pot Locations

May 7th	10:00am	Ann & Martin Schulze 2030 Old Coomer Rd. Burt NY 14028
May 14th	10:00am	John Mason 8603 W. Lake Rd. Lake City PA 16428
May 21st	10:00am	Leo Hans 10929 W Perrysburg Rd. Perrysburg NY 14129
May 29th	10:00am	Bob & Dawn Betts 7365 E Rte 20. Westfield, NY 14787
June 4th	10:00am	Clover Hill Farms- 10401 Sidehill Rd. North East, PA 16428
	2:00pm	Brant Town Hall-Back entrance 1294 Brant North Collins Rd. Brant NY 14027
June 11th	10:00am	The Winery at Marjim Manor, 7171 East Lake Rd. Appleton NY 14008
	2:00pm	Chris Ortolano-2053 Lake Rd. Silver Creek NY 14136
June 18th	10:00am	Dan Sprague- 12435 Versailles Plank Rd. Irving NY 14081
	2:00pm	Evan Schiedel/Roy Orton -10646 W Main Rd. Ripley NY 14775
June 25th	10:00am	Tom Tower Youngstown NY 14174
	2:00pm	Jim Pratz- 9210 Lake Rd. North East PA 16428
July 2nd	10:00am	Peter Loretto- 10854 Versailles Plank Rd. North Collins NY 14111
July 9th	10:00am	Kirk Hutchinson- 4720 W Main Rd. Fredonia NY 14063
July 16th	10:00am	Earl & Irene Blakely 183 Versailles Rd. Irving NY 14081
July 23th	10:00am	Fred Luke- 1755 Cemetery Rd. North East PA 16428
July 30th	10:00am	Carl Vilardo- Walker Rd. Westfield NY 14787



Please note that the
Effective Tasting Room
Techniques workshop has been
rescheduled to May 20, 2014!

Please sign up now.
Use the form on next page or go
the LERGP web-site:
<http://lergp.cce.cornell.edu>



Training your Customers: Effective Tasting Room Techniques

Tuesday, May 20, 2014

Registration: 8:30am; Program- 9:00am-4:00pm

Cost:\$50.00 per person(includes morning coffee and lunch)

Where: CLEREL, 6592 West Main Rd. Portland NY 14769

716-792-2800 ext-201



Denise Gardner, Extension Enologist, Penn State University

Chris Gerling, Enology Extension Associate, Cornell University

Luke Haggerty, Viticulture Extension Associate, Cornell University

Anna Katharine Mansfield, Assistant Professor of Enology, Cornell University

Welcome and Introductions

Mansfield

- Who are you, and why are you here?

Typicity Tune-up (tasting) Riesling Gardner

- Avoiding 'cellar palate' means understanding the market and tasting representative wines of the world

Intro to Viticulture -Growing wine

Haggerty

- Where grapes come from and how they get to the winery

Break

Frequently Asked Winemaking Questions

Gerling

- Explanations for common questions

Lunch

Selling at the Cellar door Connecting with consumers

- Understanding your customers and reaching them in the tasting room or through social media

Sensory Evaluation & Flaws Training (tasting)

Mansfield

We're all wired differently- but no one likes stink!

- Basic sensory principles, and a session of wine flaws

This is a great learning
opportunity for winery
owners and their staff!

Please Register by Wednesday, May 13, 2014

Name of Winery represented: _____ Phone: _____

Email: _____

Name(s) of attendees: 1) _____ 2) _____ 3) _____

4) _____ 5) _____ 6) _____

Total cost @ \$50.00/person x _____ person/people = \$ _____

Please make checks payable to LERGP and mail to:

LERGP, 6592 West Main Rd. Portland NY 14769, ATTN: KATE

Contact Kate at kjr45@cornell.edu or 716-792-2800 ext 201 for more information.

***You may also register on-line at <http://lergp.cce.cornell.edu/>. You can register up to 10 participants and pay with a credit card.

Hops Production in the Lake Erie Region

When: Saturday, June 21, 2014

Time: 8 AM – 4 PM

Where: Brocton Central School

138 West Main Rd.

Brocton NY 14716

Cost: \$75 for members of the Northeast Hops Alliance, \$100.00 for non-members

Class size is limited; sign up early to ensure a spot in the class.

To register: Contact Kate at (716) 792-2800 x 201 or kjr45@cornell.edu

Participants will learn about commercial hops production; starting with classroom instruction on production practices from commercial hops growers from Pennsylvania and New York as well as Cornell University extension staff. The talks will provide an overview of hops production from before they are planted in the ground to the processing and marketing after harvest.

In the afternoon participants will head out to the CLEREL hop yard for a firsthand look at hop yard construction and a discussion with hops growers on the practices they use in their hop yards. A small scale harvester prototype will be available for viewing in the afternoon.

Topics to be covered

Planting a hop yard

Nutrition basics

Short trellis hops production

Processing – what to do with your hops after harvest

Marketing hops

Determining pricing for selling hops



Hops Production in the Lake Erie Region

Saturday, June 21, 2014
at
Brocton Central School
138 West Main Rd.
Brocton, NY 14716



\$100.00 General
\$75.00 NeHA Members
(you can join or renew your membership at: www.northeasthopalliance.org)

Name: _____
St. Address: _____
City, State, Zip _____
Phone Numbers: Home _____ cell _____
E-mail address: _____
of hills you have: _____

Names of additional registrants:	NeHA Member	Non-member
_____	\$75.00	\$100.00
_____	\$75.00	\$100.00
_____	\$75.00	\$100.00
_____	\$75.00	\$100.00
_____	\$75.00	\$100.00

Total number of registrants: _____ Total paid: _____

Registration questions:
Contact: Kate Robinson at 716-792-2800 ext 201 or e-mail: kjr45@cornell.edu

Mail form and payment made out to LERGP to:
LERGP, c/o Kate Robinson 6592 West Main Rd. Portland, NY 14769

2014 Lake Erie Regional Grape Program Enrollment

****This form is for NY Growers ONLY- PA Growers call 814-825-0900 to register**

Fees:

\$70.00 \$_____ **GRAPE Program** -Chautauqua county landowner
(\$45.00 program fee, \$25.00 Chautauqua County Base Fee)

\$65.00 \$_____ **GRAPE Program**- Cattaraugus, Erie, NY or Niagara
(\$45.00 program fee, \$20.00 County base fee)

\$100.00 \$_____ **GRAPE Program** -Out of Program Region Resident

\$25.00 \$_____ 2014 Cornell Guidelines for Grapes

\$25.00 \$_____ Hardcopy mailing of Newsletters***

Total \$_____ (Please make check payable to LERGP)

Program fees do
not include 2014
Cornell Guidelines for
Grapes

I am interested in the educational work of Cornell Cooperative Extension in Niagara, Chautauqua and Cattaraugus County. Any current re-
corded enrollee 18 years of age and older shall have voting and nominating privileges to hold office in the Association of their local county.

☐ I am 18 years of age or older and signed_____

☐ New ☐ Renewal

Farm Name:_____

Name:_____ Spouse's Name: _____

Address:_____ City:_____

State:_____ Zip Code_____

Home phone:_____ Cell Phone :_____

***Due to budget constraints, all correspondence will be conducted through e-mail. Please provide your
e-mail address below. If you would like to receive hardcopies, mark the \$25.00 additional fee line above
and include with payment.***

EMAIL ADDRESS_____

Please return form and payment to:

Feel free to call w/ questions:



LERGP

716-792-2800 Ext 201

6592 West Main Rd.

Portland NY 14769

Attn: Katie



Cornell University

PENNSTATE



College of
Agricultural
Sciences



Cornell University
Cooperative Extension

LERGP Website Links of Interest:

Table for: Insecticides for use in NY and PA:

<http://lergp.cce.cornell.edu/submission.php?id=69&crumb=ipm|ipm>

Crop Estimation and Thinning Table:

http://nygpadmin.cce.cornell.edu/pdf/submission/pdf65_pdf.pdf

Appellation Cornell Newsletter Index:

<http://grapesandwine.cals.cornell.edu/cals/grapesandwine/appellation-cornell/>

Veraison to Harvest newsletters:

<http://grapesandwine.cals.cornell.edu/cals/grapesandwine/veraison-to-harvest/index.cfm>

Go to <http://lergp.cce.cornell.edu/> for a detailed calendar of events.

Please remember to RSVP for those events that require one!



Next Crop Update: May 8, 2014

Lake Erie Regional Grape Program Team Members:

Andy Muza, (ajm4@psu.edu) Extension Educator, Erie County, PA Cooperative Extension, 814.825.0900

Tim Weigle, (thw4@cornell.edu) Grape IPM Extension Associate, NYSIPM, 716.792.2800 ext. 203

Kevin Martin, (kmm52@psu.edu) Business Management Educator, 716. 792.2800 ext. 205

Luke Haggerty, (llh85@cornell.edu) Grape Cultural Practices, 716.792.2800 ext. 204

This publication may contain pesticide recommendations. Changes in pesticide regulations occur constantly, and human errors are still possible. Some materials mentioned may not be registered in all states, may no longer be available, and some uses may no longer be legal. Questions concerning the legality and/or registration status for pesticide use should be directed to the appropriate extension agent or state regulatory agency. Read the label before applying any pesticide. Cornell and Penn State Cooperative Extensions, and their employees, assume no liability for the effectiveness or results of any chemicals for pesticide usage. No endorsements of products are made or implied.

Cornell University Cooperative Extension provides equal program and employment opportunities.

Contact the Lake Erie Regional Grape Program if you have any special needs such as visual, hearing or mobility impairments.


CCE does not endorse or recommend any specific product or service.

THE LAKE ERIE REGIONAL GRAPE PROGRAM at CLEREL

6592 West Main Road

Portland, NY 14769

716-792-2800



Cornell University
Cooperative Extension



College of
Agricultural
Sciences