



# The Lake Erie Regional Grape Program



Crop Update for March 7, 2014



## Upcoming Event Dates to put on your calendar:

Please note the deadline for each event.



**March 20, 2014-** Winter Grape Growers Conference at SUNY Fredonia\*\*  
Deadline for registration- March 14, 2014

**March 17, 18 & 19, 2014 8:00 AM to 4:00 PM each of the three days**  
Commercial Driver's License (CDL) Training for Agricultural Producers and Employees  
Erie2CCBOCES, Ashville, NY-see registration info in this Crop Update  
REGISTRATION DEADLINE-MARCH 12, 2014

### Bud Assessment Workshops:

**March 25, 2014-**Schulze Farm Vineyards, 2030 Old Coomer Rd, Burt NY 14028 **10:00am-Noon**

**March 27, 2014-** Bud Assessment Workshop, CLEREL, 6592 West Main Rd. Portland NY 14769 **1:00- 2:00pm**

**April 8, 2014-** Penn State Extension, 850 East Gore Rd. Erie PA. 16509 **4:00pm-5:00pm**

**\*\*call Luke at 716-792-2800 ext 204 to register or e-mail at llh85@cornell.edu\*\***

**April 8, 2014-** NEWA Training at CLEREL 10:00am-Noon\*\*

NEWA Training at Penn State Ext Office, 850 East Gore Rd. Erie PA 2:00pm-4:00pm

Class agendas are identical, 2 location offerings

Deadline for pre-registration- April 1, 2014

**May 7, 2014-** COFFEE POT MEETINGS\*\* begin- a schedule for these is in progress. Check the web-site for updates as they become available. I will also post dates in the Crop Update.

Information and registration forms for all of the listed events are available in this update.

## Partnership Agreement

Please take a look at the following sample partnership agreement. The agreement is designed to serve as a template to foster discussion regarding issues that need to be considered in any partnership, particularly one involving multiple generations with disparate goals. At twelve pages long, there is a lot there. Take a look at each section heading, which highlights the necessary sections. Language within those sections should be changed based on individual circumstances. As such, this partnership agreement should not be construed as a valid legal document or legal advice. Use it to inspire decisions about the way you want your future partnership, LLC or Corporation to look.

[http://nygpadmin.cce.cornell.edu/pdf/submission/pdf73\\_pdf.pdf](http://nygpadmin.cce.cornell.edu/pdf/submission/pdf73_pdf.pdf)

## Winter Injury Assessment & Upcoming Workshop

Luke Haggerty

*Viticulture Extension Educator*

*Lake Erie Grape Program*

Though it is somewhat early to calculate the full extent of the winter injury damage, there are several agencies that are trying to stay ahead of the curve by using bud mortality estimations to prepare for, or predict, the amount of economic impact, funding relief, or potential insurance claims. The USDA, NYS Department of Agriculture and Markets, and insurance companies are looking to increase their knowledge of bud damage assessment in an attempt to understand the issues and support growers that have been affected by winter injuries. As I continue to conduct assessments and provide data, I am still looking for a few select cultivars to assess.

These include:

- Chardonnay
- Merlot
- Cayuga White
- Chambourcin
- Aurore

Currently we have a good grasp on the bud damage of the grape varieties listed in the table below, but will still continue to add data as the season progresses.

Cultivar	% Bud Mortality	# of Buds Inspected	# of Sampled Locations
Concord	13%	1010	13
Niagara	26%	993	13
Vignoles	15%	214	2
Fredonia	26%	176	2
Traminette	31%	218	3
Seyval	43%	309	3
Riesling	58%	712	6
Pinot Gris	60%	436	3
Cabernet Franc	72%	227	3
Cabernet Sauvignon	73%	301	3
Gewurztraminer	81%	145	2

Table 2. Data collected from buds on nodes 1-10. Averaged primary bud mortality between locations. Samples collected from 1/13/14 through 2/21/14.

Through our bud assessment we work to provide an overall picture of the region's bud damage. However, as damage can vary tremendously by location and variety, it's important to assess your own vineyard. In order to provide information and training on bud assessment, we will be hosting three workshops within the Lake Erie Grape region. The workshop will allow you to accurately assess bud damage in your vineyard and expand on the assessment of the region.

## BUD ASSESSMENT WORKSHOP

**Please join us for this informative workshop that focuses on how to assess bud injury. This 1-2 hour workshop will address the current damage and provide growers with the skills needed to assess bud damage.**

### **What to bring:**

Collect mature wood that would be expected to yield healthy or viable buds. Canes should be ~10 buds per cane and you should bring 7 to 10 canes per cultivar that you want examined. Canes should be collected 24 to 48 hours prior to the workshop.

**Please RSVP to Luke Haggerty at [llh85@cornell.edu](mailto:llh85@cornell.edu)**



## Dates/Locations

*Niagara County*  
*March 25, 2014 10-12*  
Schulze Farm Vineyards  
2030 Old Coomer Rd  
Burt, NY 14028

*CLEREL*  
*March 27, 2014 1-2pm*  
6592 West Main Rd  
Portland, NY 14769

*Penn State Extension*  
*April 8, 2014 4-5pm*  
850 East Gore Rd  
Erie, PA 16509



## eNEWA for Grapes

Would you like to see the current weather and grape pest information found on NEWA without having to click through the website? Then eNEWA is for you. eNEWA is a daily email that contains current weather and pest model information from a station, or stations, near you. The email will contain; 1) high, low and average temperature, rainfall, wind speed and relative humidity 2) the 5-day forecast for these weather parameters, 3) GDD totals (Base 50F), 4) 5-day GDD (Base 50F) forecast and 5) model results for powdery mildew, black rot, Phomopsis and grape berry moth. The weather information is provided for, not only the current day, but for the past two days as well.



We will be conducting a beta test of eNEWA for Grapes in 2014. If you would like to be a part of this project just fill out the form and return it to [thw4@cornell.edu](mailto:thw4@cornell.edu) or print it off and put it in the mail to:

Tim Weigle  
CLEREL  
6592 West Main Road  
Portland, NY 14769

## The Best \$40 Investment You Can Make!


Want to have the opportunity to turn a \$40 investment into thousands of dollars? Attend the Lake Erie Regional Grape Growers Conference on March 20 in the Williams Center at Fredonia State University. Your \$40 investment will give you the inside information not only from the researchers and extension staff who developed the new techniques needed to produce high tonnage at high quality, but also from growers who have successfully implemented these research-based practices into their vineyard operations.

Don't take our word for it, listen to what a past conference attendee had to say, "If I only implement one idea from the conference, I not only have gotten back the cost of admission but the increased profitability actually makes it like I am getting paid to attend."

NEW and IMPROVED in 2014!!!! The entire conference and tradeshow will be held in the Williams Center. The Williams Center renovations have created enough meeting space to allow us to hold the meeting portion of the conference on the second floor, so once you get there, you never have to leave the building.

The deadline for signing up is fast approaching. Don't miss this opportunity to turn \$40 into increased profitability for your vineyard.

# Great Opportunity! Registration Deadline March 12!



Cornell University  
Cooperative Extension  
Chautauqua County

3542 Turner Road  
Jamestown, NY 14701-9608  
t. 716.664.9502  
f. 716.664.6327  
e. [chautauqua@cornell.edu](mailto:chautauqua@cornell.edu)  
[www.cce.cornell.edu/chautauqua](http://www.cce.cornell.edu/chautauqua)

March 3, 2014

## **Commercial Driver's License (CDL) Training for Agricultural Producers and Employees**

**3-Day classroom training (20 hours) followed by  
individual scheduled driving time (25 hours)**

**Monday, March 17, Tuesday, March 18 and Wednesday, March 19, 2014  
8:00 AM to 4:00 PM each of the three days**

**Erie2-Chautauqua-Cattaraugus BOCES, 2615 North Maple Road, Ashville, NY  
(CDL Classroom located in rear of building near truck and school bus)**

This CDL training (Class A or B License) is being organized by Cornell Cooperative Extension of Chautauqua County and will be taught by CDL instructors at Erie2CCBOCES, in Ashville, NY. The cost of the training is \$800.00 per person, which includes the classroom training and the individual driving time. The cost of the CDL permit and road test will be an additional cost (approximately \$60). Each person should also bring a bag lunch, beverages, and snacks each day.

To register for this CDL Training, please complete the registration form, make check payable to Cornell Cooperative Extension, and send full payment to or deliver to:  
Cornell Cooperative Extension of Chautauqua County, 3542 Turner Road, Jamestown, NY 14701.

**Please Note: Full payment of \$800.00 must be received at the Cornell Cooperative Extension of Chautauqua County office by Wednesday, March 12, 2014 to be able to participate in this CDL training program.**

If you have specific questions about the CDL training program and license, please contact Steve Hayes, CDL Instructor at Erie2CCBOCES at 716-763-9457 X 3028. If you have questions about registering for the training, please contact Lisa Kempisty, Cornell Cooperative Extension of Chautauqua County at 716-664-9502 Ext. 203.

*Lisa H. Kempisty*

Lisa H. Kempisty  
Extension Community Educator  
Dairy/Livestock

*Building Strong and Vibrant New York Communities*

Cornell Cooperative Extension in Chautauqua County provides equal program and employment opportunities.

**Commercial Driver's License (CDL) Training for  
Agricultural Producers and Employees  
Registration**

March 17, 18 & 19, 2014  
Erie2CCBOCES, Ashville, NY

Name(s): \_\_\_\_\_

\_\_\_\_\_

Farm or Business Name: \_\_\_\_\_

Mailing address: \_\_\_\_\_

Town: \_\_\_\_\_

Zip Code: \_\_\_\_\_

Phone: \_\_\_\_\_

Cell Phone: \_\_\_\_\_

E-mail address: \_\_\_\_\_

Please include payment of \$800.00 per person made payable to Cornell Cooperative Extension.

Fee must be paid in full by March 12, 2014 to participate in this CDL training.

# **2014 LERGP WINTER GROWERS CONFERENCE**

**MARCH 20, 2014**

**AT SUNY FREDONIA, WILLIAMS CENTER**

Full Day Conference, 8:00am-4:15pm, with morning and afternoon talks, Buffet Lunch and Trade-Show!

- Management Strategies for High Yield
- GIS and Sensor Technology
- GPS Sprayer Technology
- GBM
- Cover Cropping

Including Discussion panels with input from local growers who have experience in each related area

THE ENTIRE EVENT WILL BE HELD IN THE WILLIAMS CENTER-



**LAKE ERIE REGIONAL GRAPE PROGRAM**  
**2014 GRAPE GROWERS' CONFERENCE REGISTRATION FORM**

to be held at SUNY Fredonia Williams Center

on March 20, 2014

**Deadline for registration is March 14, 2014.**

Name (1<sup>st</sup> attendee) \_\_\_\_\_ \$ \_\_\_\_\_

Farm Name \_\_\_\_\_

Address, City, State, Zip Code \_\_\_\_\_

\_\_\_\_\_

Phone \_\_\_\_\_ E-mail \_\_\_\_\_

Are you enrolled in Lake Erie Regional Grape Program (LERGP)? Yes \_\_\_\_\_ No \_\_\_\_\_

REGISTRATION FEES	
LERGP Member 1 <sup>st</sup> attendee	\$ 40.00
Additional attendee on same farm	\$ 35.00
Non- member	\$100.00

**Additional Attendees:**

	\$
	\$
	\$
	\$
	\$

\*Please add a **\$25.00 late fee** for each reservation received after March 14, 2014

**TOTAL \$** \_\_\_\_\_

Please make check payable to **LERGP (Lake Erie Regional Grape Program)** and mail to: Kate Robinson  
LERGP  
6592 W Main Rd  
Portland NY 14769

Name \_\_\_\_\_ NY DEC/PA PDA NUMBER \_\_\_\_\_

Name \_\_\_\_\_ NY DEC/PA PDA NUMBER \_\_\_\_\_

Name \_\_\_\_\_ NY DEC/PA PDA NUMBER \_\_\_\_\_

<u>Date Ck. Rec'd</u>	<u>Amount</u>

Call Kate at 716-792-2800 ext 201 with any questions.

# 2014 Lake Erie Regional Grape Program Enrollment

**\*\*This form is for NY Growers ONLY- PA Growers call 814-825-0900 to register**

## **Fees:**

\$70.00 \$\_\_\_\_\_ **GRAPE Program** -Chautauqua county landowner  
(*\$45.00 program fee, \$25.00 Chautauqua County Base Fee*)

\$65.00 \$\_\_\_\_\_ **GRAPE Program**- Cattaraugus, Erie, NY or Niagara  
(*\$45.00 program fee, \$20.00 County base fee*)

\$100.00 \$\_\_\_\_\_ **GRAPE Program** -Out of Program Region Resident

\$25.00 \$\_\_\_\_\_ 2014 Cornell Guidelines for Grapes

\$25.00 \$\_\_\_\_\_ Hardcopy mailing of Newsletters\*\*\*

Total \$\_\_\_\_\_ (Please make check payable to LERGP)

Program fees do  
not include 2014  
Cornell Guidelines for  
Grapes

I am interested in the educational work of Cornell Cooperative Extension in Niagara, Chautauqua and Cattaraugus County. Any current re-  
corded enrollee 18 years of age and older shall have voting and nominating privileges to hold office in the Association of their local county.

☐ I am 18 years of age or older and signed\_\_\_\_\_

☐ New ☐ Renewal

Farm Name:\_\_\_\_\_

Name:\_\_\_\_\_ Spouse's Name: \_\_\_\_\_

Address:\_\_\_\_\_ City:\_\_\_\_\_

State:\_\_\_\_\_ Zip Code\_\_\_\_\_

Home phone:\_\_\_\_\_ Cell Phone :\_\_\_\_\_

\*\*\*Due to budget constraints, all correspondence will be conducted through e-mail. Please provide your  
e-mail address below. If you would like to receive hardcopies, mark the \$25.00 additional fee line above  
and include with payment.\*\*\*

EMAIL ADDRESS\_\_\_\_\_

Please return form and payment to:

Feel free to call w/ questions:


LERGP

716-792-2800 Ext 201

6592 West Main Rd.

Portland NY 14769

Attn: Katie



Cornell University

PENNSTATE



College of  
Agricultural  
Sciences



Cornell University  
Cooperative Extension

## LERGP Website Links of Interest:

Table for: Insecticides for use in NY and PA:

<http://lergp.cce.cornell.edu/submission.php?id=69&crumb=ipm|ipm>

Crop Estimation and Thinning Table:

[http://nygpadmin.cce.cornell.edu/pdf/submission/pdf65\\_pdf.pdf](http://nygpadmin.cce.cornell.edu/pdf/submission/pdf65_pdf.pdf)

Appellation Cornell Newsletter Index:

<http://grapesandwine.cals.cornell.edu/cals/grapesandwine/appellation-cornell/>

Veraison to Harvest newsletters:

<http://grapesandwine.cals.cornell.edu/cals/grapesandwine/veraison-to-harvest/index.cfm>

Go to <http://lergp.cce.cornell.edu/> for a detailed calendar of events.

Please remember to RSVP for those events that require one!



**Next Crop Update: March 13, 2014**

**Lake Erie Regional Grape Program Team Members:**

Andy Muza, (ajm4@psu.edu) Extension Educator, Erie County, PA Cooperative Extension, 814.825.0900

Tim Weigle, (thw4@cornell.edu) Grape IPM Extension Associate, NYSIPM, 716.792.2800 ext. 203

Kevin Martin, (kmm52@psu.edu) Business Management Educator, 716. 792.2800 ext. 205

Luke Haggerty, (llh85@cornell.edu) Grape Cultural Practices, 716.792.2800 ext. 204

This publication may contain pesticide recommendations. Changes in pesticide regulations occur constantly, and human errors are still possible. Some materials mentioned may not be registered in all states, may no longer be available, and some uses may no longer be legal. Questions concerning the legality and/or registration status for pesticide use should be directed to the appropriate extension agent or state regulatory agency. Read the label before applying any pesticide. Cornell and Penn State Cooperative Extensions, and their employees, assume no liability for the effectiveness or results of any chemicals for pesticide usage. No endorsements of products are made or implied.

Cornell University Cooperative Extension provides equal program and employment opportunities.

Contact the Lake Erie Regional Grape Program if you have any special needs such as visual, hearing or mobility impairments.


CCE does not endorse or recommend any specific product or service.

THE LAKE ERIE REGIONAL GRAPE PROGRAM at CLEREL

6592 West Main Road

Portland, NY 14769

716-792-2800



**Cornell University**  
Cooperative Extension



College of  
Agricultural  
Sciences